

BT-NG-020621-545-0021

# Bramford to Twinstead Reinforcement

Volume 2: Plans and Drawings

Document 2.11.7: Design and Layout Plans: Stour Valley  
East Cable Sealing End Compound

Final Issue A  
April 2023

Planning Inspectorate reference: EN020002

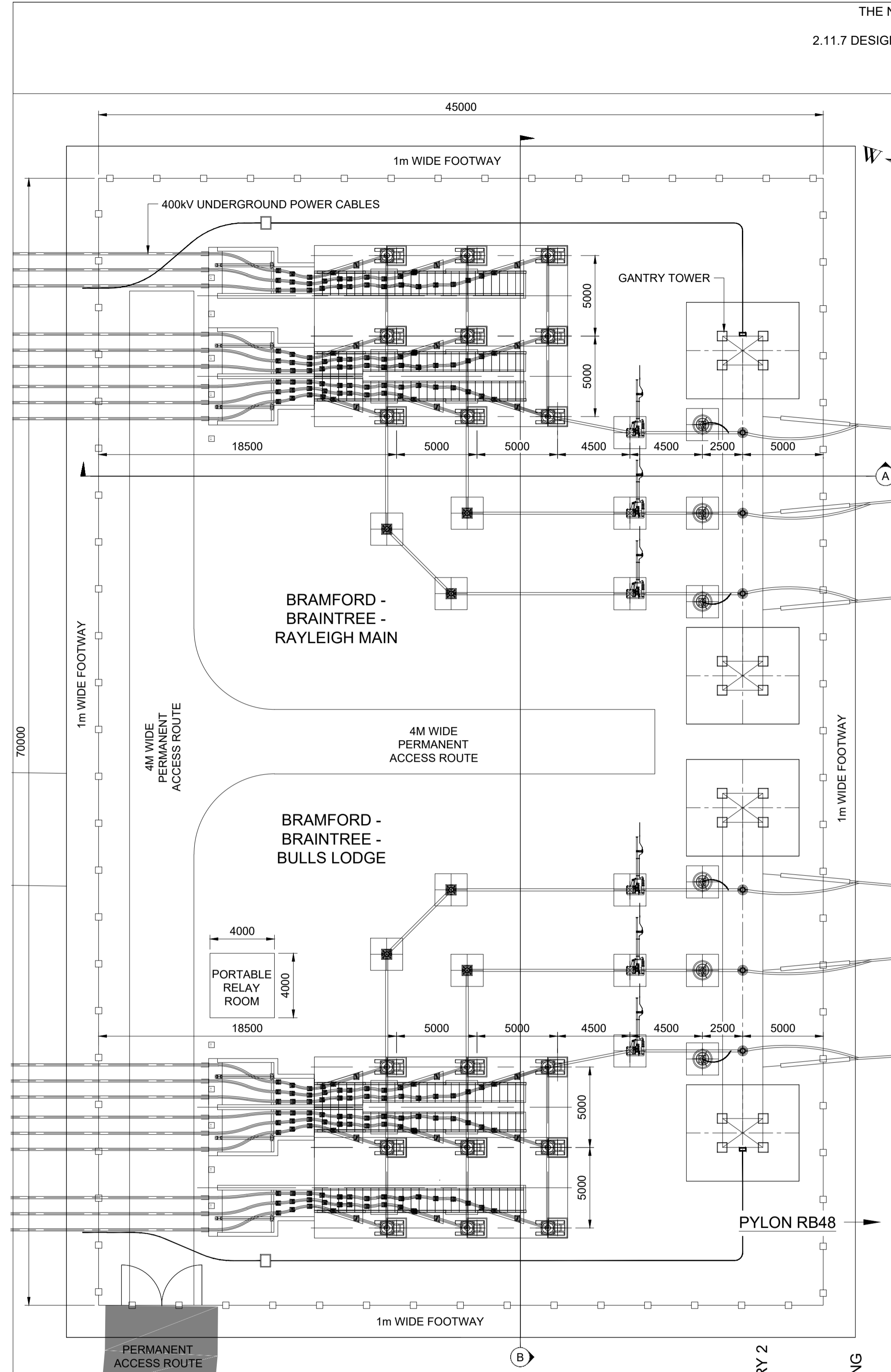
Infrastructure Planning (Applications: Prescribed Forms and Procedure) Regulations 2009 Regulation 5(2)(o)

nationalgrid

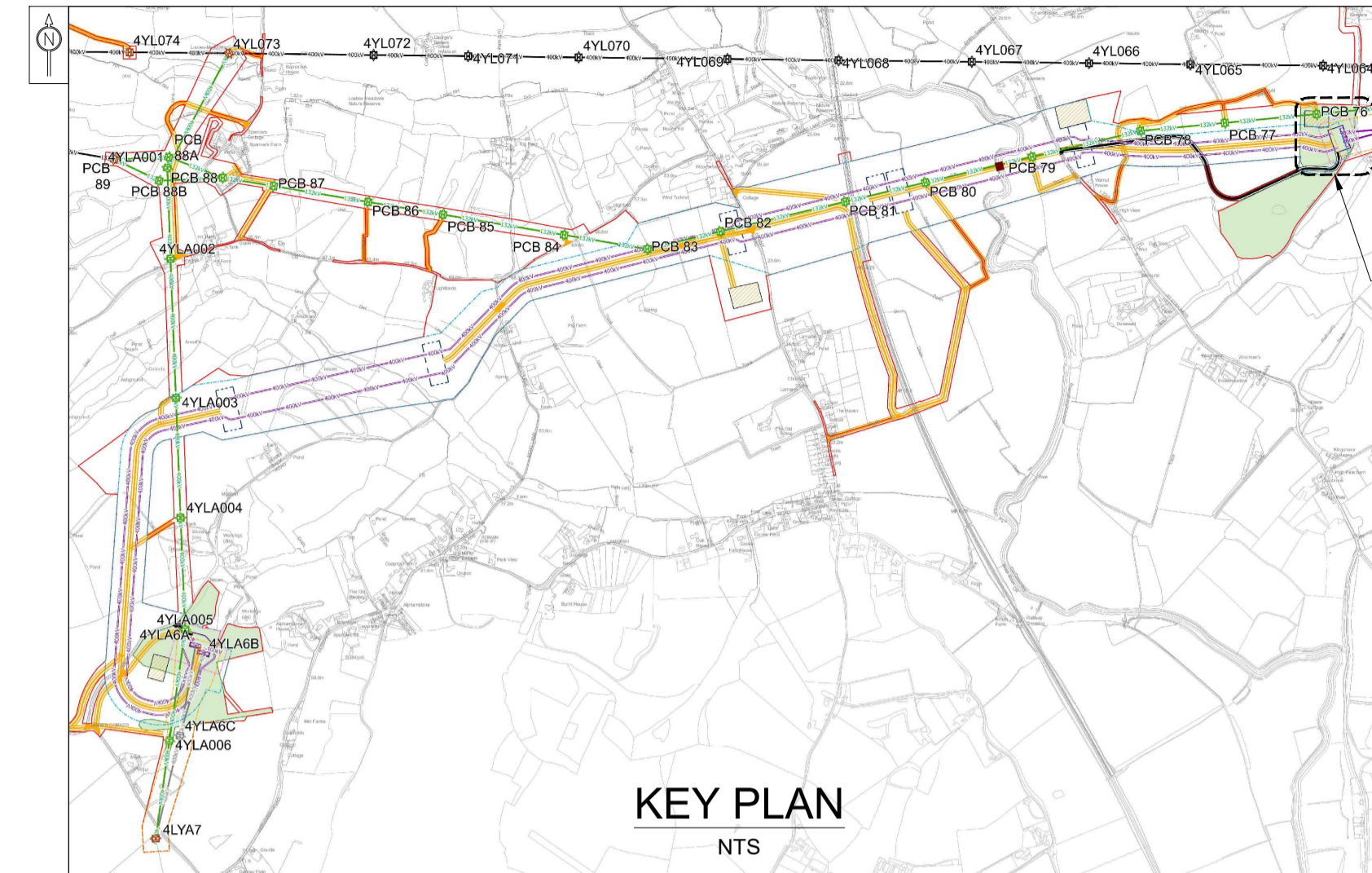


**Page intentionally blank**

- GENERAL NOTES
1. ALL DIMENSIONS ARE IN MILLIMETRES UNLESS NOTED OTHERWISE.
  2. CABLE INSTALLATION AS PER THE NATIONAL GRID STANDARD SPECIFICATION NGTS 3.5.7.
  3. CABLE BONDING AND EARTHING AS PER NGTS 3.5.4 AND NGTS 3.1.2.
  4. THE DETAILS IN THIS DRAWING ARE INDICATIVE ONLY. THE FINAL POSITION AND DESIGN WILL BE WITHIN THE PARAMETERS CONTAINED WITHIN THE DCO WITH REFERENCE TO THE WORK PLANS.

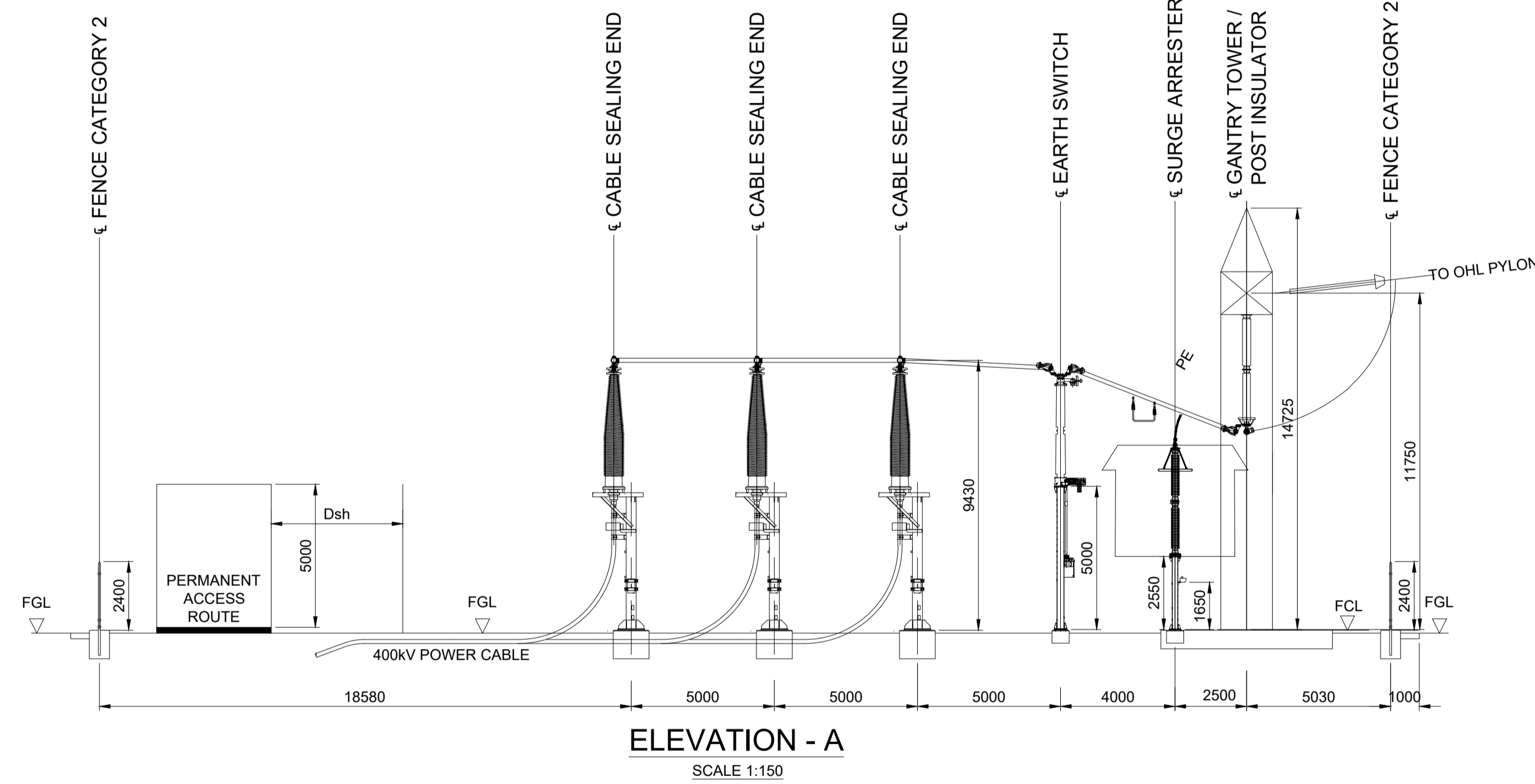


STOUR VALLEY EAST SEALING END COMPOUND:  
 PLAN VIEW  
 SCALE 1:200

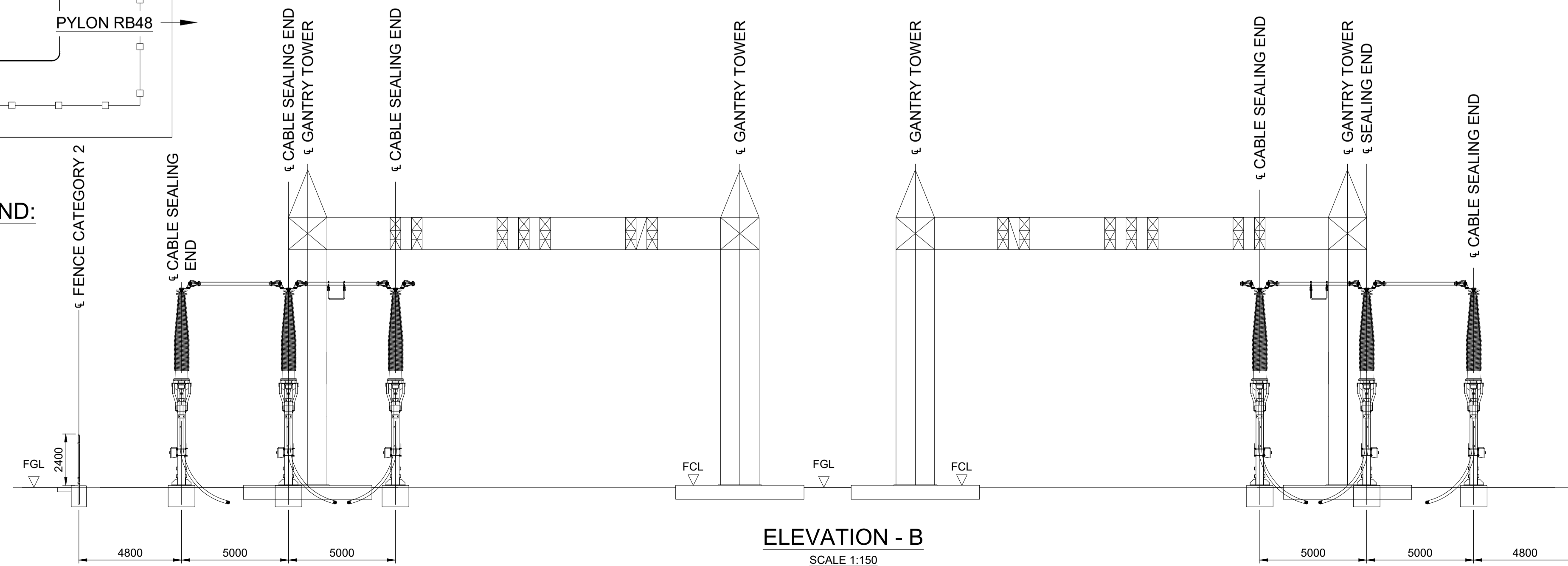


KEY PLAN  
 NTS

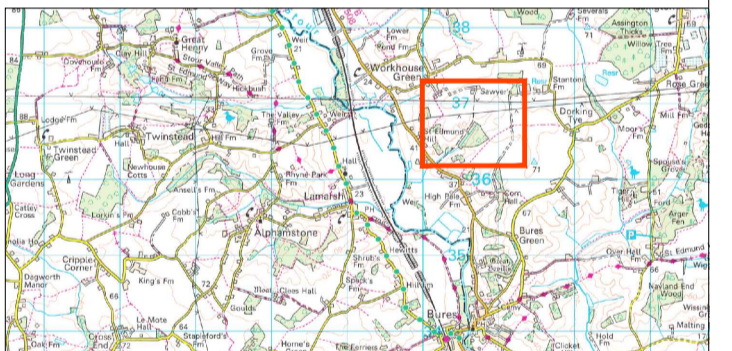
STOUR VALLEY EAST  
 CABLE SEALING END  
 COMPOUND AT LITTLE  
 CORNARD



ELEVATION - A  
 SCALE 1:150



ELEVATION - B  
 SCALE 1:150



Reference should be made to Document 2.1 Guide to the Plans which provides further information on what the plans show.

NG Investment No. 21847

ISSUE	DATE	REMARKS	DRAWN	CHKD	APPD
A	17/02/2023	REV A FOR DCO APPLICATION	NP	DF	RF

PROJECT  
 Bramford to Twinstead Reinforcement

**nationalgrid**

TITLE  
 2.11.7 DESIGN AND LAYOUT PLANS: STOUR VALLEY EAST CABLE SEALING END COMPOUND

CIRCUIT / SITE  
 Bramford - Pelham & Bramford - Braintree - Bulls Lodge ACAD

ORIGINATOR DRAWING No.  
 5BSELU-PTDC-CABTE-XXXX-DR-EC-000031 A1

NG DRAWING No.  
 BT-NG-020621-545-0021 Sheet No. 1 No. of Sheets 1 Issue A

Scale:- AS STATED

National Grid plc  
National Grid House,  
Warwick Technology Park,  
Gallows Hill, Warwick.  
CV34 6DA United Kingdom

Registered in England and Wales  
No. 4031152  
[nationalgrid.com](http://nationalgrid.com)